


























EAST AND SOUTHERN AFRICA
WORLD BANK: Ease of Doing Business (2019)

Country	Score 2019 (out of 100)	Change (2019 vs 2018)	Versus top	Rank (out of 190)
 New Zealand	86.59	0.04		1
 Mauritius	79.58	2.04	-7.01	20
 Rwanda	77.88	4.48	-8.71	29
 Kenya	70.31	5.16	-16.28	61
 South Africa	66.03	1.14	-20.56	82
 Botswana	65.40	0.46	-21.19	86
 Zambia	65.08	0.58	-21.51	87
 Seychelles	62.41	1	-24.18	96
 Djibouti	62.02	12.22	-24.57	99
 Lesotho	60.60	0.18	-25.99	106
 Namibia	60.53	0.59	-26.06	107
 Malawi	59.59	0.65	-27.00	111
 Eswatini	58.95	0.13	-27.64	117
 Uganda	57.06	0.12	-29.53	127
 Mozambique	55.53	1.53	-31.06	135
 Tanzania	53.63	-0.41	-32.96	144
 Zimbabwe	50.44	1.97	-36.15	155
 Ethiopia	49.06	1.29	-37.53	159
 Madagascar	48.89	1.22	-37.70	161
 Comoros	48.66	0.14	-37.93	164
 Burundi	47.41	-2.51	-39.18	168
 Angola	43.86	7.71	-42.73	174
 South Sudan	35.34	2.48	-51.25	185
 Eritrea	23.07	0.2	-63.52	189
 Somalia	20.04	0.06	-66.55	190